

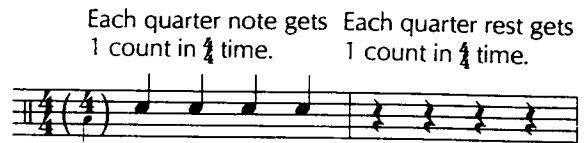
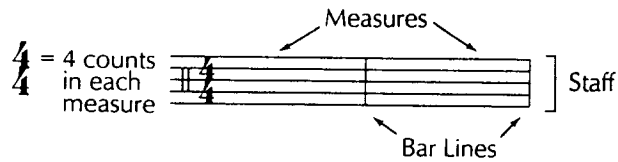
FOR SNARE DRUMS & PERCUSSION ONLY

PERCUSSION
CLEF 

TIME
SIGNATURE $\frac{4}{4}$

QUARTER
NOTE 

QUARTER
REST 



STICKING

L = left hand R = right hand

1 RIGHT HAND RAMBLE

▶ The snare drum (S. D.) is written on the third space.

▶ A double bar line marks the end of the music.

2 LOTS OF LEFTS

3 FOUR OF A KIND

4 KEEP IT STEADY

▶ Practice both sets of stickings.

5 CHOP BUILDER

6 PERCUSSION POWER

▶ Are you using correct grip?

SINGLE PARADIDDLE



Rudiments are the basic techniques and sticking patterns used in snare drum playing. The single paradiddle is a Rudiment.

WHOLE NOTE

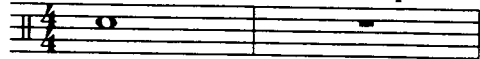


WHOLE REST



A whole note gets 4 counts in 4/4 time.

A whole rest gets 4 counts in 4/4 time.



PHRASE

A phrase is a musical thought or sentence. Phrases are usually four or eight measures long.

15 A QUARTER'S WORTH

Single Paradiddle



▶ Write in the counting and clap the rhythm before you play.

16 HOT CROSS BUNS

English Folk Song



17 AU CLAIRE DE LA LUNE



French Folk Song



▶ Draw in a breath mark (') at the end of each phrase.

18 DOWN BY THE STATION

Traditional



19 EASY STREET



20 COUNTRY WALK

English Folk Song



21 GETTIN' IT TOGETHER



22 FOR SNARE DRUMS ONLY



MULTIPLE BOUNCE STROKE

written:




played:



The multiple bounce stroke may be used to sustain the sound on a drum.

REPEAT SIGN



Repeat from the beginning.

COMMON TIME



$C = \frac{4}{4}$
Common time means the same as $\frac{4}{4}$ time.

FERMATA



Hold the note or rest longer than its usual value.

SOLO

One person plays.

SOLI

Whole section plays.

TUTTI

Everyone plays.

23 MERRILY WE ROLL ALONG



Page 39

Traditional



24 LIGHTLY ROW - Duet

Traditional



25 ONE STEP AT A TIME



► Write in the counting and clap the rhythm before you play.

26 GOOD KING WENCESLAS

Traditional English Carol



27 SONG OF THE FJORDS

Norwegian Folk Song




28 ► See "Mallets" page 9.

29 GO FOR EXCELLENCE!



TIE



A tie is a curved line that connects two notes on the same line or space. Tied notes are played as one unbroken note.

TIME SIGNATURE



$\frac{2}{4}$ = 2 counts in each measure
 $\frac{1}{4}$ = quarter note gets one count



30 WARM-UP



31 TIED AND TRUE



Page 39



32 JOLLY OLD ST. NICHOLAS - Duet

American Carol



33 AMIGOS

Mexican Folk Song



► Write in the counting and clap the rhythm before you play.

34 FARM OUT

Traditional



35 FOR SNARE DRUMS ONLY



FLAM


The flam is a Rudiment.

right hand flam



Left stick strikes just before the right; sounds like "f-LAM."

right hand flam starting position

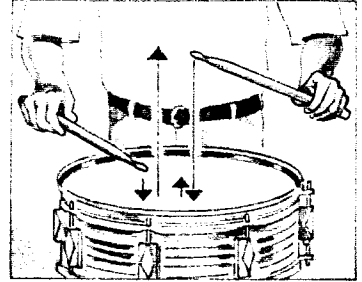


left hand flam



Right stick strikes just before the left; sounds like "f-LAM."

left hand flam starting position



36 MARK TIME



► Hold your right stick higher than the left. Bring both sticks down at the same speed. The left stick strikes just before the right.

37 SWEETLY SINGS THE DONKEY - Round


Traditional



► Hold your left stick higher than the right. Bring both sticks down at the same speed. The right stick strikes just before the left.

38 MARY ANN


West Indies Folk Song



39 CRUSADER'S MARCH



Traditional



► Write in the counting and clap the rhythm before you play.

40 BALANCE THE SCALES

► See "Mallets" page 11.

41 GO FOR EXCELLENCE!

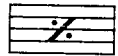


FLAM TAP



The flam tap is a Rudiment.

ONE-MEASURE REPEAT SIGN



Repeat the previous measure.

BALANCE BUILDER



JINGLE BELLS

Band Arrangement

J. S. Pierpont (1822 - 1893)
arr. Chuck Elledge (b. 1961)

Flam Tap



42 SCHOOL SONG Page 39



43 FOR SNARE DRUMS ONLY



EIGHTH NOTES



Two eighth notes are as long as a quarter note.

$$\text{eighth note} + \text{eighth note} = \text{quarter note}$$

$$\frac{1}{2} + \frac{1}{2} = 1 \text{ count}$$

Each eighth note gets 1/2 count in 2/4 and 4/4 time.

44 WARM-UP



45 EIGHTH NOTE ENCOUNTER



► Write in the counting before you play.

46 JIM ALONG JOSIE



American Folk Song



47 EIGHTH NOTE EXPLORER



► Write in the counting before you play.

48 GO TELL BILL

Gioacchino Rossini (1792-1868)



49 GO FOR EXCELLENCE!



50 EIGHTH NOTE EXPRESS

R R L R L R R L R R L R L R R L R

▶ Write in the counting before you play.

51 SKIP IT, LOU

Solo/Soli

Tutti

American Folk Song

52 EIGHTH NOTE EXPERT

L R L R L R L R L R L R L R

▶ Write in the counting before you play.

53 MEXICAN MOUNTAIN SONG



Page 39

Mexican Folk Song

54 BAFFLING BAR LINES

▶ Write in the counting and draw in the bar lines before you play.

55 FOR SNARE DRUMS ONLY



L R L R L R L R L R L R L R

PICK-UP NOTE



A note that comes before the first full measure of a piece of music.

56 WARM-UP

L R L R L R L R L L R L R R L R L R L R L R R R L

57 THEME FROM "SYMPHONY NO. 1"



Johannes Brahms (1833 - 1897)

58 ERIE CANAL CAPERS

American Work Song

59 LAUGHING SONG - Round

Traditional

1. > 2.

60 STAR SEARCH

Wolfgang Amadeus Mozart (1756 - 1791)

► Do all of your strokes sound the same?

61 GO FOR EXCELLENCE!



R R L R L R L R R L L R L R L L R R L R R L R

L L R L R L R L L R R L R L R R L L R L L R L

62 CLIMBING STAIRS

Musical notation for 'CLIMBING STAIRS' in 2/4 time. The piece consists of two staves. The first staff has a treble clef and a common time signature. The second staff has a bass clef. Above the notes are rhythmic patterns: R L R L R L R L R L R L R L R L R. The notes are quarter notes and eighth notes, with some beamed eighth notes.

63 BINGO



Page 40

American Folk Song

Musical notation for 'BINGO' in 4/4 time. The piece consists of two staves. The first staff has a treble clef and a 4/4 time signature. The second staff has a bass clef. The notation includes eighth notes, quarter notes, and rests. A 'snare off' instruction is present at the beginning of the first staff.

64 THERE'S MUSIC IN THE AIR

George F. Root (1820 - 1895)

Musical notation for 'THERE'S MUSIC IN THE AIR' in 4/4 time. The piece consists of two staves. The first staff has a treble clef and a 4/4 time signature. The second staff has a bass clef. The notation includes quarter notes, eighth notes, and rests.

65 THERE'S THE SAME MUSIC IN THE AIR

George F. Root (1820 - 1895)

Musical notation for 'THERE'S THE SAME MUSIC IN THE AIR' in 4/4 time. The piece consists of two staves. The first staff has a treble clef and a 4/4 time signature. The second staff has a bass clef. The notation includes quarter notes, eighth notes, and rests.

66 SCALE SKILL

Musical notation for 'SCALE SKILL' in 2/4 time. The piece consists of two staves. The first staff has a treble clef and a 2/4 time signature. The second staff has a bass clef. The notation includes eighth notes and quarter notes, with some beamed eighth notes.

▶ How is your hand position?

67 FOR SNARE DRUMS ONLY



Musical notation for 'FOR SNARE DRUMS ONLY' in 2/4 time. The piece consists of two staves. The first staff has a treble clef and a 2/4 time signature. The second staff has a bass clef. Above the notes are rhythmic patterns: R L R L R L R L R L R L R L R L R L. The notes are quarter notes and eighth notes, with some beamed eighth notes.

DOTTED HALF NOTE




A dot after a note adds half the value of the note.

$\text{dotted half note} = \text{half note} + \text{quarter note} = \text{half note} + \text{quarter note}$
 $2 + 1 = 2 + 1 = 3 \text{ counts}$

TIME SIGNATURE



$\frac{3}{4} = 3 \text{ counts in each measure}$
 $\frac{1}{4} = \text{quarter note gets 1 count}$



DYNAMICS

forte (f) - loud
piano (p) - soft

68 WARM-UP



69 CHANNEL THREE



▶ Write in the counting before you play.

70 DOWN IN THE VALLEY



American Mountain Song



71 BROTHER MARTIN - Round

Latin American Folk Song



72 THE LITTLE FISH

Australian Folk Song



▶ Draw in a breath mark at the end of each phrase.

73 GO FOR EXCELLENCE!



Czech Folk Song

"When Love Is Kind"

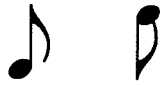


FLAM ACCENT

L R L R r L R L

The flam accent is a Rudiment.

SINGLE EIGHTH NOTE



EIGHTH REST



Each eighth note and eighth rest gets 1/2 count in 2/4, 3/4, and 4/4 time.

74 WARM-UP

75 OLD BLUE

Traditional

Solo/Soli *f* Tutti

76 THIRD TIME AROUND

r L R L L R L R L R L R L R L R L

77 LULLABY - Duet

Traditional

p

78 MINUTEMAN MARCH

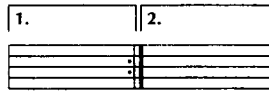
Robert Frost (b. 1942)

79 FOR SNARE DRUMS ONLY

R L R L R R L (R) L R L R L R L L R (L) R L

► When the sticking is in parentheses, move the stick but do not strike the drum head.

1st and 2nd ENDINGS



Play the first ending the first time through. Then, repeat the music, skip the first ending, and play the second ending.

80 MEXICAN HAT DANCE

Mexican Folk Song

RL R L L R L R L L L R L R L L R L R R L R L

f *p* *f* *f*

81 FRÈRE JACQUES - Round

Page 40

French Folk Song

1. 2. 3. 4.

f

82 MORNING MOOD



Edvard Grieg (1843 - 1907)

L R L R R L L R L R L R L R L L R L

p

83 MING COURT

Chinese Folk Song

snare off

p

84 GO FOR EXCELLENCE!



f

SAWMILL CREEK

Percussion Solo or Ensemble

Bruce Pearson (b. 1942)

1. S.D. rim

L R R L R

S.D. with snares off

p

6. 1. 7. 2. R L R R L

f

► Go back to the first repeat sign. ↑

10. L R R L

14. 15. 16. L R R

18. 19. 20. 21.

22. 23. 24. 25. > >

MONTEGO BAY

Band Arrangement

Calypso Song
arr. Chuck Elledge (b. 1961)

Musical score for 'Montego Bay' in common time. The score consists of five staves of music. The first staff begins with a dynamic marking of *f* and includes measures 1 through 6. The second staff includes measures 7 through 15, with a dynamic marking of *p* starting at measure 12. The third staff includes measures 16 through 21, with a dynamic marking of *f* and a first ending bracketed from measure 21 to 22. The fourth staff includes measures 22 through 27. The fifth staff includes measures 28 through 34, with a dynamic marking of *f* and a second ending bracketed from measure 29 to 30.


REGAL MARCH

Band Arrangement

Bruce Pearson (b. 1942)
arr. Chuck Elledge (b. 1961)

Musical score for 'Regal March' in common time. The score consists of five staves of music. The first staff begins with a dynamic marking of *f* and includes measures 1 through 6. The second staff includes measures 7 through 12, with a dynamic marking of *f* and first/second ending brackets. The third staff includes measures 13 through 19, with a dynamic marking of *p* and the instruction 'on rim' at measure 13. Measure 19 includes the instruction 'rim head'. The fourth staff includes measures 20 through 25, with a dynamic marking of *f* and a first ending bracketed from measure 21 to 22. The fifth staff includes measures 26 through 30.

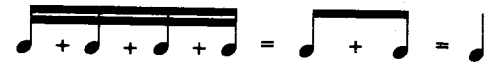
SIXTEENTH NOTES



Each sixteenth note gets 1/4 count in 2/4, 3/4, and 4/4 time.

Two sixteenth notes are as long as one eighth note.

Four sixteenth notes are as long as one quarter note.



$$1/4 + 1/4 + 1/4 + 1/4 = 1/2 + 1/2 = 1 \text{ count}$$

FLAM PARADIDDLE



The flam paradiddle is a Rudiment.

85 WARM-UP



86 FULL OF HOT AIR



87 DANZA GIOVANNI




Italian Folk Song



▶ Write in the counting before you play.

88 B♭ MAJOR SCALE SKILL Page 40



89 THE MAN ON THE FLYING TRAPEZE

George Leybourne (1842 - 1884)



▶ Go back to the first repeat sign. ↗

90 ▶ See "Mallets" page 22.

91 FOR SNARE DRUMS ONLY



92 LOOK SHARP

Musical notation for 'LOOK SHARP' in 4/4 time, marked *f*. The piece consists of a single melodic line with a bass line of quarter notes. It features several measures of sixteenth-note runs and repeat signs.

93 AURA LEE

G. R. Poulton (d. 1867)

Musical notation for 'AURA LEE' in 2/4 time, marked *p*. The piece features a melody with eighth-note patterns and a bass line of quarter notes. It includes repeat signs and a final double bar line.

94 BARCAROLLE

Jacques Offenbach (1819 - 1880)

Musical notation for 'BARCAROLLE' in 3/4 time, marked *p*. The piece is a waltz with a melody of eighth notes and a bass line of quarter notes. It includes first and second endings.

95 JUST BY ACCIDENT



Musical notation for 'JUST BY ACCIDENT' in 4/4 time, marked *f*. The piece features a melody with eighth notes and a bass line of quarter notes. It includes repeat signs and accents.

96 F MAJOR SCALE SKILL

Musical notation for 'F MAJOR SCALE SKILL' in 4/4 time, marked *f*. The piece is a technical exercise consisting of two staves. The first staff contains a continuous sixteenth-note scale. The second staff contains a series of chords and a final note.

97 SAILOR'S SONG

Solo/Soli

Tutti

Musical notation for 'SAILOR'S SONG' in 2/4 time, marked *f*. The piece features a melody with eighth notes and a bass line of quarter notes. It includes first and second endings.

98 GO FOR EXCELLENCE!

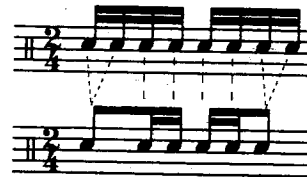


American Folk Song

"This Old Man"

Musical notation for 'GO FOR EXCELLENCE!' in 4/4 time, marked *f*. The piece features a melody with eighth notes and a bass line of quarter notes. It includes a drum pattern above the staff: > > > | L R L R R L R R L L R L R L R L R L R L R L R L R L R L L R L R. The notation includes repeat signs and accents.

EIGHTH/SIXTEENTH-NOTE COMBINATIONS



TWO-MEASURE REPEAT SIGN



Repeat the two previous measures.

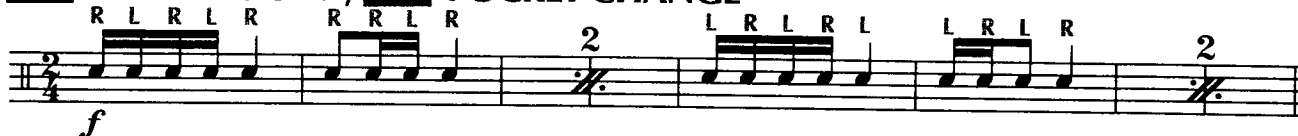
DA CAPO AL FINE (D. C. AL FINE)

Go back to the beginning and play until the *Fine*.

99 WARM-UP



100 IN THE POCKET / 101 POCKET CHANGE



102 STRICTLY BUSINESS



103 SMOOTH SAILING



104 ROSES FROM THE SOUTH



Johann Strauss, Jr. (1825 - 1899)



105 THEME FROM "HANSEL AND GRETEL"

Engelbert Humperdinck (1854 - 1921)



106 FOR SNARE DRUMS ONLY



107 THAT'S A WRAP

Musical notation for 'That's a Wrap' in 4/4 time. The piece starts with a dynamic marking of *f* (forte). The notation consists of a single staff with a drum set icon at the beginning.

108 POLLY WOLLY DOODLE

American Folk Song

Musical notation for 'Polly Wolly Doodle' in common time (C). The piece starts with a dynamic marking of *f*. The notation consists of two staves with a drum set icon at the beginning. The second staff includes first and second endings, marked '1.' and '2.'.

109 VOLGA BOAT SONG

Russian Folk Song

Musical notation for 'Volga Boat Song' in 4/4 time. The notation includes the instruction 'snare off' at the beginning. The piece starts with a dynamic marking of *f*. The notation consists of a single staff with a drum set icon at the beginning.

110

Composer _____ your name

Musical notation for exercise 110 in 4/4 time. It features two staves: 'Hand Clappers' and 'Knee Slappers'. The 'Hand Clappers' staff starts with a dynamic marking of *f*, followed by a *p* (piano) section and another *f* section. The 'Knee Slappers' staff starts with a dynamic marking of *f*, followed by a *p* section and another *f* section.

▶ Compose a duet (accompaniment) part for Knee Slappers. The first measure has been completed for you. Title and perform your composition.

111 GO FOR EXCELLENCE!



Tielman Susato (1500? - 1561?)

Musical notation for 'Ronde' in 4/4 time. The notation includes the title '"Ronde"' above the first staff. The piece starts with a dynamic marking of *f*. The notation consists of two staves with a drum set icon at the beginning. The first staff has dynamic markings of *f* and *p*. The second staff has dynamic markings of *f* and *p*.

DOTTED QUARTER NOTE



A dot after a note adds half the value of the note.

$$\begin{aligned} \text{Quarter note} + \text{Dot} &= \text{Quarter note} + \text{Eighth note} = \text{Dotted Quarter Note} \\ 1 + 1/2 &= 1 + 1/2 = 1\ 1/2 \text{ counts} \end{aligned}$$

112 WARM-UP - Band Arrangement

113 SHORT CUT

▶ Write in the counting before you play.

114 SPOT THE DOTS

▶ Feel the pulse of three eighth notes during each dotted quarter note.

115 ALL THROUGH THE NIGHT



Welsh Folk Song

116 ALOUETTE

French-Canadian Folk Song

117 FOR SNARE DRUMS ONLY



NINE STROKE ROLL (QUARTER NOTE ROLL)

written:

R R L L

primary strokes:

R L R L R L R L R L

played:

R L R L R L R L R L

The nine stroke roll is a Rudiment. A roll may be used to sustain the sound on a percussion instrument.

118 JUST A LITTLE OFF THE TOP

119 TOP DRAWER - Duet Page 41

120 HOME ON THE RANGE

Daniel E. Kelley (1843 - 1905)

121 THE CONQUERING HERO - Duet

George Frideric Handel (1685 - 1759)

122 GO FOR EXCELLENCE!



TEMPOS

Andante - moderately slow
Moderato - moderate speed
Allegro - quick and lively

DYNAMICS

mezzo forte (mf) - medium loud

FIVE STROKE ROLL (EIGHTH NOTE ROLL)

The five stroke roll is a Rudiment.

written:

primary strokes:

played:

Or

123 WARM-UP - Band Arrangement

Andante

124 HIGH WINDS AHEAD

Andante

125 LOOK BEFORE YOU LEAP

Moderato

126 E_b MAJOR SCALE SKILL

Allegro



Arpeggio

Chords

L R R R L L R

127 VARIATIONS ON A THEME BY MOZART

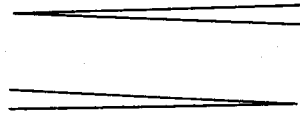
▶ See "Mallets" page 28.

128 FOR SNARE DRUMS ONLY

Andante



DYNAMICS



crescendo - Gradually play louder.

decrescendo - Gradually play softer.

mezzo piano (mp)
- medium soft

129 SLIPPERY SLURS

Andante

L R L R R L R L R L L R

130 WALTZ STREET

Moderato

131 THEME FROM "SYMPHONY NO. 9"



Ludwig van Beethoven (1770 - 1827)

Moderato

L R L R R R L R L L L R L R R R L R L L L R L R R R L R L L L

132 READY OR NOT

Andante

133 ACH! DU LIEBER AUGUSTINE

German Folk Song

Allegro

134 GO FOR EXCELLENCE!



Page 41

Moderato

BALANCE BUILDER

Tonic Subdominant Dominant Tonic

TRUMPET VOLUNTARY

Jeremiah Clarke (1674? - 1707)
arr. Bruce Pearson (b. 1942)

Moderato Band Arrangement

TEMPO*Ritardando (ritard. or rit.)* - Gradually slow the tempo.**135 SAKURA - Duet**

Japanese Folk Song

Andante

snare off

mp

mf *mp* *mf*

mp *rit.*

▶ Draw in a breath mark at the end of each phrase.

136 GRANDFATHER'S WHISKERS

American Folk Song

Moderato

mf

mf


1. 2. Hey!

137 TWINKLE VARIATION ▶ See "Mallets" page 31.

SEVENTEEN STROKE ROLL (HALF NOTE ROLL)

written: 

primary strokes: 

played: 

The seventeen stroke roll is a Rudiment.

138 PARTNER SONGS - Duet

American Spirituals

Andante

"Swing Low, Sweet Chariot"/ "All Night, All Day"



139 MANHATTAN BEACH MARCH



John Philip Sousa (1854 - 1932)

Allegro

Introduction

Theme



140 DYNAMIC DECISION ▶ See "Mallets" page 32.

141 FOR SNARE DRUMS ONLY



Moderato



TEMPO

Largo - slow

142 "LARGO" FROM THE NEW WORLD SYMPHONY



Antonin Dvořák (1841 - 1904)

Largo

Musical notation for exercise 142, featuring a single staff with a 4/4 time signature. The piece is in G major and consists of 16 measures. The first measure starts with a mezzo-piano (*mp*) dynamic. The second measure contains a repeat sign. The third measure begins with a mezzo-forte (*mf*) dynamic, indicated by a wedge-shaped hairpin. The fourth measure contains another repeat sign. The fifth measure returns to mezzo-piano (*mp*). The sixth measure features a piano (*p*) dynamic, also indicated by a wedge-shaped hairpin. The notation includes quarter notes, eighth notes, and rests.

143 JUST FINE



Page 41

Moderato

Musical notation for exercise 143, consisting of two staves in 2/4 time. The key signature has one sharp (F#). The piece is in a moderate tempo. The first measure starts with a mezzo-forte (*mf*) dynamic. The notation includes eighth notes, quarter notes, and rests. The second staff continues the melody with similar rhythmic patterns and dynamics.

144 CHORALE - Duet

Lowell Mason (1792 - 1872)

Largo

Musical notation for exercise 144, consisting of two staves in 2/4 time. The key signature has one sharp (F#). The piece is in a slow tempo. The first measure starts with a mezzo-piano (*mp*) dynamic. The second measure features a mezzo-forte (*mf*) dynamic. The third measure returns to mezzo-piano (*mp*). The fourth measure features a mezzo-forte (*mf*) dynamic. The fifth measure returns to mezzo-piano (*mp*). The sixth measure features a mezzo-forte (*mf*) dynamic. The seventh measure features a forte (*f*) dynamic. The eighth measure features a forte (*f*) dynamic. The ninth measure features a forte (*f*) dynamic. The tenth measure features a piano (*p*) dynamic. The notation includes quarter notes, eighth notes, and rests. A *rit.* (ritardando) marking is present under the final measure.

145 TEMPO TIME

▶ See "Mallets" page 33.

146 GO FOR EXCELLENCE!



Allegro

Musical notation for exercise 146, consisting of two staves in 3/4 time. The key signature has one sharp (F#). The piece is in an allegro tempo. The first measure starts with a mezzo-forte (*mf*) dynamic. The notation includes eighth notes, quarter notes, and rests. The second staff continues the melody with similar rhythmic patterns and dynamics.

147 RICOCHET ROCK

Chuck Elledge (b. 1961)

Allegro

Musical score for Ricochet Rock in 4/4 time. The piece starts with a forte (*f*) dynamic. The melody is written on a treble clef staff with a key signature of one sharp (F#). The accompaniment is on a bass clef staff. The score consists of two staves of music.

148 LOCH LOMOND



Page 41

Scottish Folk Song

Moderato

Musical score for Loch Lomond in 6/8 time. The piece starts with a mezzo-piano (*mp*) dynamic. The melody is written on a treble clef staff with a key signature of one sharp (F#). The accompaniment is on a bass clef staff. The score consists of two staves of music with dynamic markings of *mp* and *f*.

149 SHALOM, CHAVERIM

Hebrew Folk Song

Andante

snare's off

Musical score for Shalom, Chaverim in 4/4 time. The piece starts with a piano (*p*) dynamic. The melody is written on a treble clef staff with a key signature of one sharp (F#). The accompaniment is on a bass clef staff. The score consists of two staves of music with first and second endings.

▶ Draw in a breath mark at the end of each phrase.

150

Composer _____

your name

Musical score for exercise 150 in 4/4 time. The melody is written on a treble clef staff with a key signature of one sharp (F#). The accompaniment is on a bass clef staff. The score consists of two staves of music.

▶ Compose an ending for this song. Title and play your composition.

151 FOR SNARE DRUMS ONLY



Allegro

Musical score for exercise 151 in 2/4 time. The piece starts with a forte (*f*) dynamic. The melody is written on a treble clef staff with a key signature of one sharp (F#). The accompaniment is on a bass clef staff. The score consists of two staves of music with dynamic markings of *f* and *A*, *B*.

152 GRANDFATHER'S CLOCK

Henry C. Work (1832 - 1884)

Moderato

Fine

Musical score for 'Grandfather's Clock' in 2/4 time. The score consists of two staves. The first staff begins with a *mf* dynamic. A first ending bracket spans the first two measures of the second staff, marked with a '2' and a repeat sign. The piece concludes with a *D.C.-al Fine* instruction.

153 KUM BA YAH



African Folk Song

Largo

snare off

Musical score for 'Kum Ba Yah' in 4/4 time. The score consists of two staves. The first staff begins with a *p* dynamic and includes the instruction 'snare off'. The music features a slow, steady rhythm with various rests and note values.

154 GRANT US PEACE - Round

German Canon

Andante

Musical score for 'Grant Us Peace - Round' in 3/4 time. The score consists of three staves, each representing a different part of the round. The first staff begins with a *mp* dynamic. Each staff contains a series of notes and rests, with repeat signs indicating the structure of the round.

155 GO FOR EXCELLENCE!



Moderato

Musical score for 'Go for Excellence!' in 4/4 time. The score consists of two staves. The first staff begins with a *mf* dynamic. The second staff features dynamic markings: *p*, *mf*, *p*, *mf*, *p*, *f*, and *mp*, connected by slurs. The music includes various rhythmic patterns and accents.

THE ROYAL DRUMMER

Snare Drum / Bass Drum Duet

Allegro

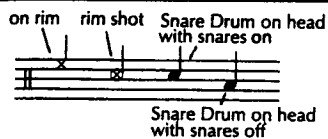
Bruce Pearson (b. 1942)

The musical score is written for Snare Drum and Bass Drum in a 2/4 time signature. It begins with a tempo marking of **Allegro**. The score is divided into measures, with measure numbers 1 through 65 indicated. Dynamics are marked throughout: *f* (fortissimo), *mp* (mezzo-piano), *p* (piano), and *mf* (mezzo-forte). The piece includes a first ending (measures 64-65) and a second ending (measures 65-66). The notation includes various rhythmic patterns such as eighth and sixteenth notes, rests, and accents.

RIM SHOT (R.S.)



Place tip of one stick on the head of the drum. Strike the shaft of that stick with the shaft of the other stick.



STICKING WITH IT

Multiple Percussion Solo

Bruce Pearson (b. 1942)

Moderato

1 *f* 2 *p* 3 *mf* 4 *p* 5 snares off

6 7 8 9 10

11 12 13 14 *f*

15 16 17 18 19 *f* *p*

20 21 *mf* 22 R.S. 23 *f*

24 25 R.S. 26 R.S. 27 28 *p*

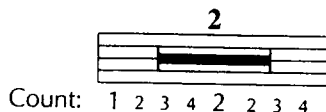
29 30 31 32 33 snares off 34 35

36 37 38 39

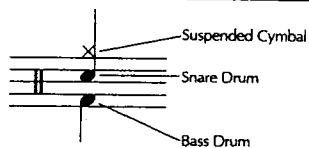
40 41 snares on 42 43 *f*

44 45 R.S. 46 47 48 R.S. *p* *f*

LONG REST



Rest the number of measures indicated.



ROCKIN' RONDEAU

Band Arrangement

Based on a theme by
Jean-Joseph Mouret (1682 - 1738)
arr. Chuck Elledge (b. 1961)

Moderato

S. Cym.

1 2 3 4 5 6 7 8 9 10 11 12 13 14 15 - 17 18 19 20 - 21 22 23 24 25 26 27 28 29 30 31 32 33 34 35 36 37 38 39 40 41 42 43 44 45 46 47 48

f *mf* *mp* *f* *rit.*

Allegro

► The snare drum and suspended cymbal may be played by one percussionist. See page 2 of the Standard of Excellence Timpani & Auxiliary Percussion book for information on playing suspended cymbal.

EXCELLERATORS - FOR SNARE DRUMS ONLY

4A R R L L R R L L R R L L R R L L R R L L R R L L

4B R L L R L L R L L R L L R L L R L L R L L

12A L R L L R L R L L R L R L R L R L L R L L R L L

12B R R L R R L R L R L R R L R R L R R L R L R L R L R

23A R R L R L R R L R L R R R R L R L R R L R L R R

23B L R R L R L L R L R L L L R R L R L L R L R L R L R L



31 L R L L R L R L R L R R L R L R L R R L R L R L R L L R L

42 L R R R L L L R R L L L R R R L R L

53 L R L L R L L R R L R L L R


EXCELLERATORS- FOR SNARE DRUMS ONLY


There are two ways to play a roll:


1) Using multiple bounce strokes:  2) Using open double strokes: 

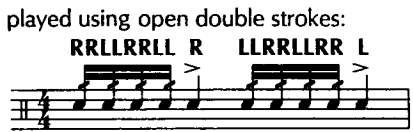
The multiple bounce stroke roll is used for most concert band, orchestra, and ensemble playing. The double stroke open roll is used primarily in marches and in marching band. In this book, rolls may be played either way.

NINE STROKE ROLL (QUARTER NOTE ROLL)


written: 


primary strokes: 


played using multiple bounce strokes: 


played using open double strokes: 


FIVE STROKE ROLL (EIGHTH NOTE ROLL)


written: 


primary strokes: 


played using multiple bounce strokes: 

played using open double strokes: 

written: 

primary strokes: 

played using multiple bounce strokes: 

played using open double strokes: 

119 

134 

EXCELLERATORS- FOR SNARE DRUMS ONLY

SEVENTEEN STROKE ROLL (HALF NOTE ROLL)

written: 

primary strokes: 

played using multiple bounce strokes:



played using open double strokes:



143A



143B



143C



▶ Practice each of the above exercises 2 ways: 1. Beginning with the right hand; 2. Beginning with the left hand.

148A



148B

